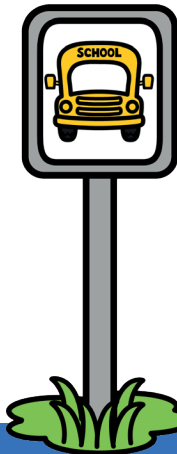













bussommen onder tien


plussommen





bussommen onder tien

plussommen antwoorden





bussommen onder tien

minsommen

A collection of school bus illustrations for a subtraction exercise. Each bus is labeled 'SCHOOL' and has a subtraction problem written below it. The buses are arranged in a grid-like pattern with various colored circles (solid and hollow) scattered around them. A bus stop sign is located in the lower center.

Subtraction problems shown on the buses:

- Top row: $6 - 3$, $6 - 6$
- Second row: $6 - 3$, $6 - 2$
- Third row: $6 - 1$, $6 - 2$
- Fourth row: $6 - 3$, $6 - 2$
- Fifth row: $6 - 6$, $6 - 2$

On the right side, there is a vertical column of ten small school bus icons, each with a different number of children inside, representing the result of the subtraction problems.

