
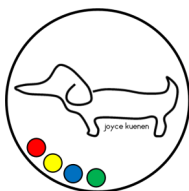





splitsen van 10, thema ruimte:




- kaartjes met de splitsingen van 10
- flitskaartjes
- 2 werkbladen
- 12 memory kaartjes
- extra: 1 werkblad met andere splitsingen




met graphics van creative clips.



juf joyce kuenen




























































Vul het juiste getal in:



Vul het juiste getal in:












Tel de sterren en maak een splitsing:




--	--




--	--




--	--




--	--




--	--




--	--



--	--



--	--



--	--