

Halloween

spelletjes bundel 2020

11 spelletjes in het thema halloween
te gebruiken bij de inloop of spelcircuit
– Joyce Kuenen –




inhoud spelletje bundel:







- rol en kleur (dobbelspel)
- 4x dobbelstel kleurplaat
- 2x getallen doolhof (tot en met 10 en tot en met 12)
- halloween-ladder-spel
- memory
- memory met schaduw figuren
- 8 patroonkaarten met aanvulkaartjes
- 4 verschillende sudoku's
- 2 spiegel-kleurplaten om af te maken
- 2 kleimatten
- wie ben ik? spel





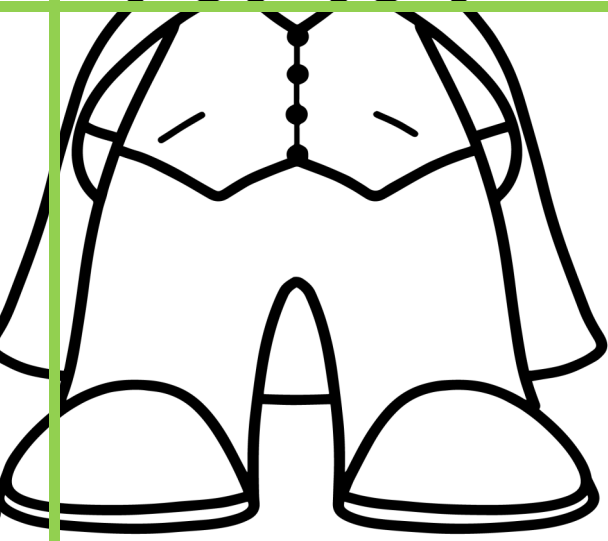






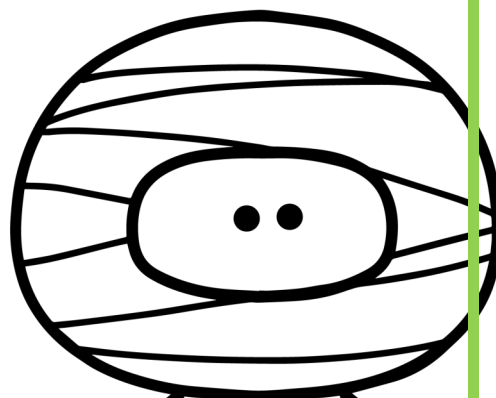

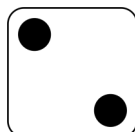
rol en kleur











getallen doolhof

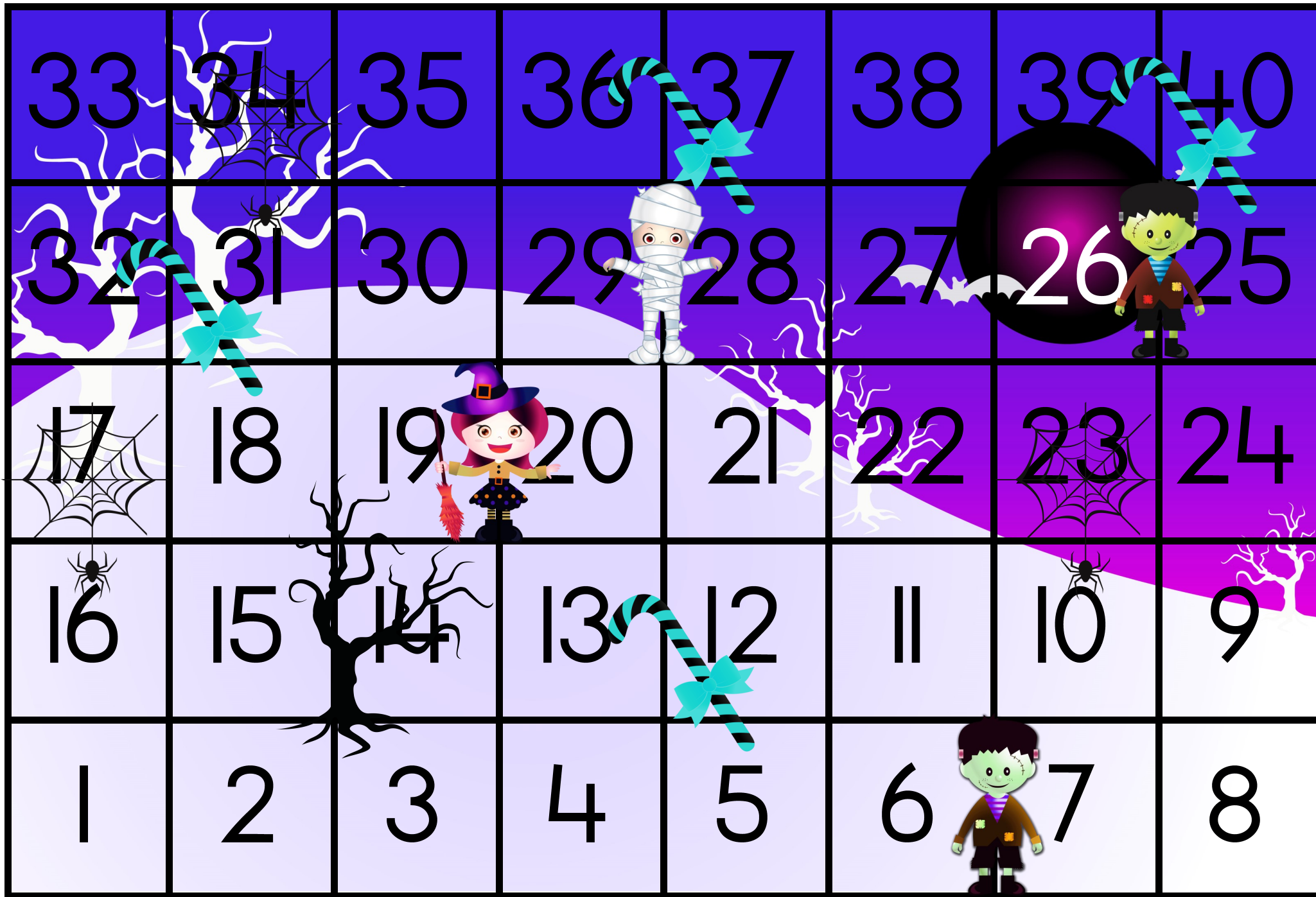
7	3	4	5	2	9	10
1	2	8	6	7	8	3
9	5	1	9	1	5	10
1	2	3	4	5	8	9
4	9	2	10	6	7	4
1	7	5	6	3	5	2
2	3	4	7	8	9	10



getallen doolhof

2	3	4	5	8	9	12
1	7	12	6	7	10	11
6	3	4	11	3	6	9
1	2	5	6	9	10	11
4	8	10	7	8	4	12
2	3	6	7	2	11	12
1	4	5	8	9	10	6




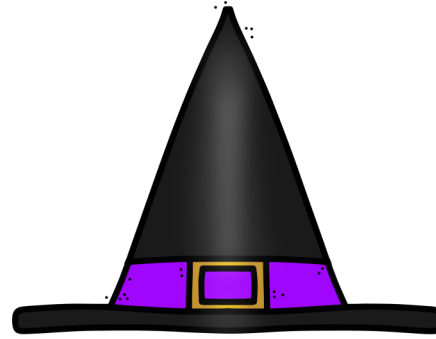




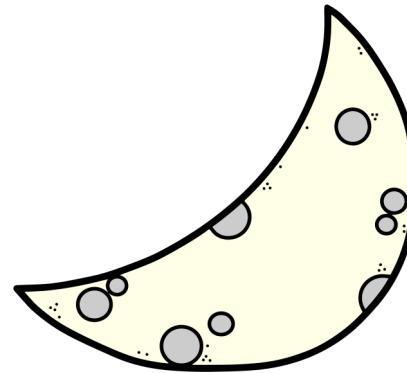

spelregels halloween-ladder-spel:


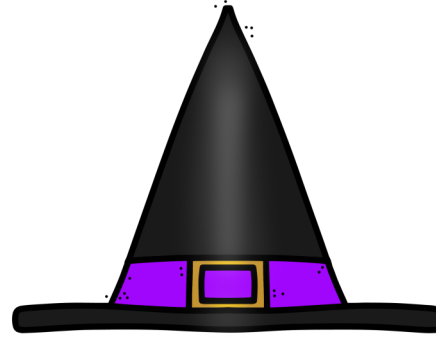



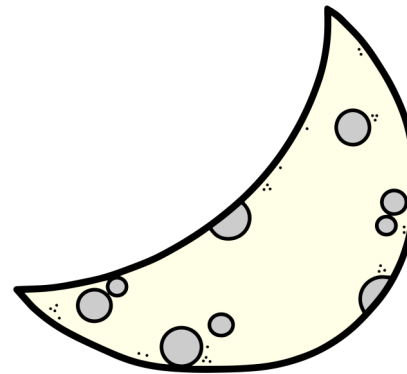

- kopieer het spelbord op a3-formaat
- pak een dobbelsteen en pionnen voor elke speler
- werp de dobbelsteen en loop het geworpen aantal ogen vooruit, van 1 naar 40
- staat het onderste puntje van de blauwe zuurstok in je vakje, dan mag je naar het vakje gaan waar het andere uiteinde in staat (je gaat dus vooruit, bijvoorbeeld van 5 naar 13)
- kom je op het vakje met het spinnenweb, dan moet je een vakje naar onderen (naar de spin, je gaat dus achteruit, bijvoorbeeld van 34 naar 31)
- alle andere plaatjes hebben geen betekenis
- wie het eerst bij de 40 is (over er overheen gaat), heeft gewonnen.



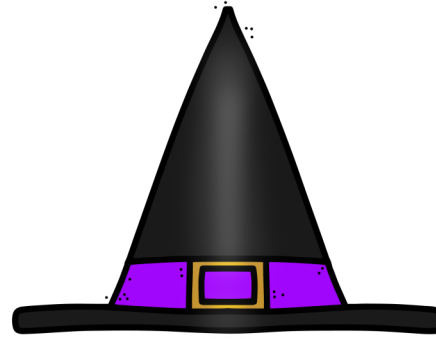












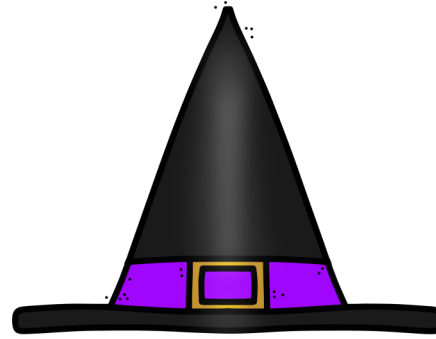


































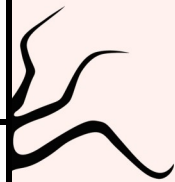






















klei blaadjes aan de boom








klei een spin




wie ben ik?



wie ben ik?







spelregels wie ben ik?

- pak een doosje met fiches
- 2 kinderen spelen samen
- ieder trekt een kaartje en houdt dit geheim
- om de beurt mag je elkaar een ja/nee vraag stellen, bijvoorbeeld: ben ik groen?
- je legt een fiche op alle figuren die je niet kunt zijn
- wie het eerste weet wie hij of zij is, heeft gewonnen